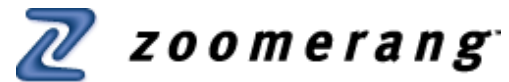


2007/08 PRA Family Satisfaction Survey Results Overview



Date: 4/12/2008 5:54 AM PST
Responses: Completes
Filter: No filter applied

Operations Survey - Mission

Platte River Academy's (PRA) mission is: "To provide a content-rich academically rigorous education with a well-defined, sequential curriculum in a safe, orderly and caring environment."

1. Rate PRA's effort in providing a content-rich, academically rigorous education.

Poor		0	0%
Below Average		0	0%
Average		1	1%
Good		49	31%
Excellent		107	68%
Total		157	100%

2. Rate PRA's effort in providing a well-defined, sequential curriculum.




Poor		0	0%
Below Average		0	0%
Average		2	1%
Good		58	37%
Excellent		97	62%
Total		157	100%

3. Rate PRA's effort in providing an orderly and caring environment.



Poor		1	1%
Below Average		2	1%
Average		10	6%
Good		51	32%
Excellent		93	59%
Total		157	100%

Operations Survey - Core Knowledge





4. To better understand the unique basis of PRA's core knowledge, content-based curriculum, have you read the designated E.D. Hirsch series handbook "What Your Xth Grader Needs to Know" relative to his/her grade level?

Yes		64	41%
No		60	38%
Did not know about this book series		33	21%
Total		157	100%






5. Would you be interested in taking parent education classes specific to PRA's Core Knowledge curriculum? (This would require a commitment of 1-2 hours per week for 1-4 weeks.)

Interested		71	45%
Not Interested		86	55%
Total		157	100%

6. Rate PRA's commitment to teaching the Core Knowledge Sequence.

Poor		0	0%
Below Average		2	1%
Average		4	3%
Good		58	37%
Excellent		93	59%
Total		157	100%

7. Rate ability-grouping at PRA in providing academic opportunity for students at all learning levels.

Poor		2	1%
Below Average		8	5%
Average		21	13%
Good		58	37%
Excellent		68	43%
Total		157	100%






Operations Survey - Administration

Rate each of the following with respect to PRA's School Administrators:


8. Principal's leadership and performance

Poor		3	2%
Below Average		1	1%
Average		9	6%
Good		37	24%
Excellent		107	68%
Total		157	100%





9. Principal's approachability

Poor		4	3%
Below Average		3	2%
Average		11	7%
Good		34	22%
Excellent		105	67%
Total		157	100%

10. Principal's responsiveness

Poor		4	3%
Below Average		5	3%
Average		11	7%
Good		46	29%
Excellent		91	58%
Total		157	100%

11. Assistant Principal's leadership and performance






Poor		0	0%
Below Average		3	2%
Average		14	9%
Good		53	34%
Excellent		87	55%
Total		157	100%

12. Assistant Principal's approachability





Poor		0	0%
Below Average		0	0%

Average		11	7%
Good		37	24%
Excellent		109	69%
Total		157	100%

13. Assistant Principal's responsiveness

Poor		2	1%
Below Average		4	3%
Average		18	11%
Good		53	34%
Excellent		80	51%
Total		157	100%





14. Overall school efficiency

Poor		0	0%
Below Average		2	1%
Average		4	3%
Good		63	40%
Excellent		88	56%
Total		157	100%

Operations Survey - Governing Board






Rate, to the best of your knowledge, each of the following with respect to PRA's Governing Board:

15. Financial stewardship






Poor		0	0%
Below Average		1	1%
Average		11	7%
Good		98	65%
Excellent		40	27%
Total		150	100%

Strategic leadership








16.

Poor		0	0%
Below Average		1	1%
Average		13	9%
Good		89	61%
Excellent		44	30%
Total		147	100%



17. Communication with the PRA community

Poor		0	0%
Below Average		6	4%
Average		31	20%
Good		78	50%
Excellent		42	27%
Total		157	100%

18. How do you stay informed of the Governing Board's activity? Check all that apply.

Attend meetings		24	15%
Read articles in the PRA newsletter		134	85%
Read agendas and/or meeting minutes on the website		30	19%
Speak with a Governor		24	15%
Speak with a School Administrator		24	15%
Speak with a Teacher or Staff member		35	22%
Not informed on what the Governing Board does		15	10%

19. Have you used the PRA website to access information about the Governing Board?

Yes		94	60%
No		63	40%
Total		157	100%




20. Have you considered serving on the PRA Governing Board?

Yes		31	20%
No		126	80%
Total		157	100%


Operations Survey - Office Staff

Rate each of the following with respect to PRA's Office Staff:




21. Courtesy

Poor		0	0%
Below Average		0	0%
Average		3	2%
Good		39	25%
Excellent		115	73%
Total		157	100%

22. Efficiency

Poor		0	0%
Below Average		1	1%
Average		4	3%
Good		49	31%
Excellent		103	66%
Total		157	100%

23. Shows concern for me and/or my child/ren

Poor		0	0%
Below Average		0	0%
Average		3	2%
Good		37	24%
Excellent		117	75%
Total		157	100%

Operations Survey - Communication

24. How often do you read the on-line PRA newsletter?

Weekly		106	68%
Every 2-3 weeks		24	15%
Monthly		19	12%
Never		8	5%
Total		157	100%

25. Rate the informative content of the newsletter

Poor		0	0%
Below Average		0	0%
Average		9	6%
Good		84	54%
Excellent		55	35%
Don't Know		9	6%
Total		157	100%

26. How often do you visit the PRA Parent website?

Several times per week		53	34%
Once Weekly		52	33%
Every 2-3 weeks		37	24%
Monthly		14	9%
Never		1	1%
Total		157	100%

27. Have you used the PRA website to access information about the School Advisory Committee (SAC)?










Yes		21	13%
No		136	87%
Total		157	100%

Operations Survey - General Operations

28. How many volunteer/commitment hours have you or your family completed year to date?

None		2	1%
1-10 hours		9	6%
11-20 hours		25	16%
21-30 hours		36	23%
31-40 hours		33	21%
Over 40 hours		52	33%
Total		157	100%

29. Why did you select PRA for your child's education? (Check your top three reasons)

Core Knowledge curriculum		134	85%
Dress code		80	51%
Small school atmosphere		97	62%
Published test scores		30	19%
Traditional calendar		63	40%
Core values		78	50%
Established reputation		70	45%
Recommended from another PRA family		32	20%
Safety		18	11%

30. Would you recommend PRA to family and/or friends?

Yes		151	96%
Maybe		4	3%
No		2	1%
Total		157	100%

*You have completed the Operations portion of this survey.
Please hit Submit below to proceed to the Academic Survey.*

Academic Survey - Core Subject

Please complete one Academic Survey per child.